ORBA

GEOMETRIC / 90° ROTATIONS



Arches, diagonals, planes and leaves combine in an open composition of four modules.

Setting

GEOMETRY AND FORMAT

The piece



01 Front view



02 Three-quarter view

GYP-STD-004-A/B/C/D-01

References	GYP-STD-004-A-01, GYP-STD-004-B-01, GYP-STD-004-C-01, GYP-STD-004-D-01
Material	Fibre-reinforced plaster
Type	3D wall panel
Finish	Matt white · Fine mineral texture
Format	500 × 500 mm
Total thickness	8–25.5 mm
Maximum relief	15 mm
Reference weight	4.51–5.33 kg
Coverage per panel	0.25 m^2
Use	Interior cladding in dry areas
Finish as supplied	Matt white, ready to prime and paint
Panels per m^2	4 panels/m^2
Repeat	Four modules · 90° rotations

DESIGN AND CONTINUITY

Relief in the space



Cladding detail

The motif

Four 500 × 500 mm geometries let you draw circles, domes, diamonds and leaves on the wall. The 90° rotations change the composition, while the perimeter channel keeps the rhythm of the grid.

01 Laying

Define the composition with modules A, B, C and D and their 90° rotations. Fill the joints with plaster only up to the bottom of the channel, 8 mm from the back. Clean the channel to keep its 4 mm width and preserve the edges of the relief.

02 Joints

Matt white plaster. The installation joint is filled up to the bottom of the channel. The 4 mm channel stays visible as part of the design.

03 Reaction to fire

Tell us the class your project requires. Collection technical data sheet and installation guide available to download from the design's web page.